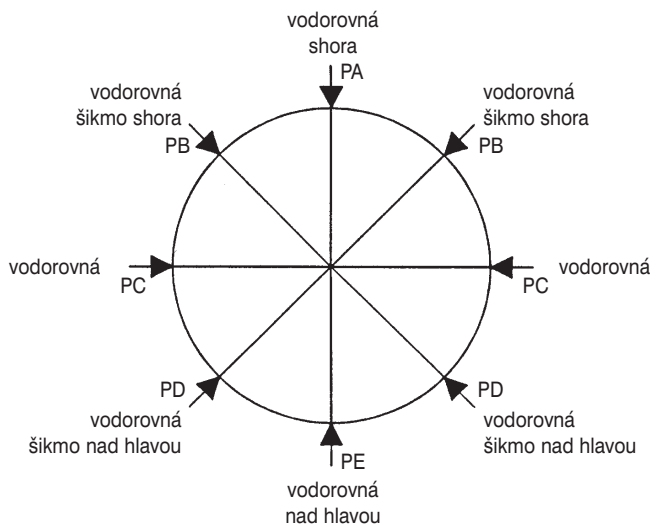


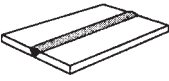
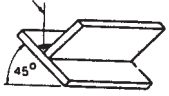
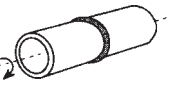
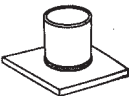
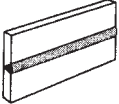
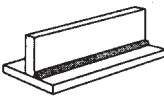

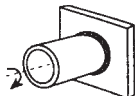
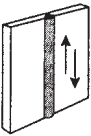
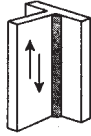
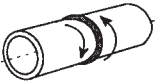
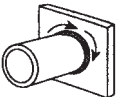
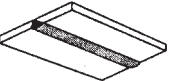
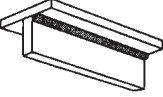
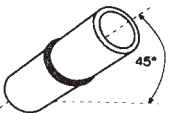

symbol	druh svaru	AWS	označení dle	název
	tupý koutový	1G 1F	PA PA	vodorovná shora vodorovná shora
	tupý	2G	PC	vodorovná na svislé stěně
	tupý koutový	4G -	PE PD	nad hlavou vodorovná nad hlavou
	tupý koutový	3G -	PF PF	svislá nahoru svislá nahoru
	tupý koutový	3G -	PG PG	svislá dolů svislá dolů
	koutový	2F	PB	vodorovná šikmo shora

Zjednodušený pohled na značení hlavních poloh svařování podle ČSN EN ISO 6947 (050024)



Porovnání označení svařovacích poloh podle EN ISO 6947 a ASME/AWS

A

Označení polohy dle	Tupý svar	Koutový svar	Svar na trubce	Svar trubka - plech
EN ASME	 PA 1G	 PA 1F	 PA 1G	 PB 2F
EN ASME	 PC 2G	 PB 2F	 PC 2G	 PB 2F
EN ASME	 PG - shora dolů PF - zdola nahoru 3G	 PG - shora dolů PF - zdola nahoru 3F	 PG - shora dolů PF - zdola nahoru 3G	 PG - shora dolů PF - zdola nahoru 5F
EN ASME	 PE 4G	 PD 4F	 J-L 045 - od vrcholu svaru dolů H-L 045 - k vrcholu svaru nahoru 6G	 PD 4F